

Kewaunee County

Garden Club Newsletter

VOLUME 18, ISSUE 8

MARCH-APRIL 2017

OF SPECIAL
INTEREST

Quilt Blocks
for Sale



Walking Star

INSIDE THIS ISSUE:

Garden Events	2
BRAW	2
Vining Plants	2
Quilt Blocks	3
FTD Planter Sticks	3
Garden Expo 2017	4
Bird City Algoma	5
Sweeten Your Containers	6
Spring Clean-Up	6
Planting Calendar	6
Mission Statement	7
Membership Information	7

How To Grow Anything

Ten Easy, Green, and Growing Ideas

1. **Add a bit of hope, optimism, and aromatherapy**

Use fragrant flowers and a few of your favorites to create a relaxing environment that lowers your blood pressure and improves your mood.

2. **Build a Solid Foundation**

Invest time in building healthy soil. Have your soil tested and incorporate the recommended fertilizer and several inches of compost or other organic matter into the top 8" to 12" of soil.

3. **Keep it Simple**

Start small and expand your garden as time, energy, and desire allow.

4. **Double Your Results**

with Half the Effort

Spread a 2" layer of shredded leaves, evergreen needles, or other organic material over the soil. You will help suppress weeds, conserve moisture, and improve the soil as they decompose.



5. **Be a Water-Wise Gardener**

Select plants suited to the growing conditions, mulch and only water thoroughly when the plants need it.

6. **Make Managing Yard Waste Easy and Attractive**

Minimize the yard waste you generate by selecting plants that fit the available space

7. **Grow Your Own Fishing Bait and Fertilizer**

Start a worm compost-er to turn kitchen scraps into nutrient-rich soil additive for your containers and gardens.

8. **Plant a Nutritious Garden**

If you grow it, you are more likely to eat well. Plus, homegrown veggies are more flavorful and more nutritious

9. **Do Less—Spraying That Is**

Utilize the holistic Plant Health Care approach for managing insects and diseases in an eco-friendly way.

10. **Bring in the Birds and Butterflies**

Grow plants that are not only beautiful but provide food, shelter, and a place for birds and butterflies to raise their young.



Constellation

"Gardening is not any more work than going to the gym and working out."

-Margaret Gerhard

Monkey Wrench



Garden Club Events 2017

Tuesday, March 28

7:00 p.m.
Sue Kryshak—'Peas'
Algoma Youth Club

Saturday, April 8

9:00 a.m.—2:00 p.m.
Bird City Algoma Celebration
Algoma Youth Club

Tuesday, April 25

7:00 p.m.
Joel Weichelt 'Conception of Building a Greenhouse'
Grady Lodge, Kewaunee

Tuesday, May 23

7:00 p.m.
Sue Hepp - 'Sound, Senses, and Serenity'
Algoma Youth Club

Saturday, May 27

9:00 a.m. –12:00 p.m.
Annual Plant Sale
Harbor Park, Kewaunee

Tuesday, June 27

6:30 p.m.
Joel Weichelt's Garden Tour
1326 Miller Street, Kewaunee

July 11-13

9:00 a.m.—4:00 p.m. Daily
Farm Technology Days
Ebert Enterprises, Algoma

Tuesday, July 25

6:30 p.m.
Mary Ouradnik's Garden Tour
N6308 Crevice Road, Casco

August and September—Open

Tuesday, October 24

7:00 p.m.
Tom Zenner—Cane Berries
Grady Lodge, Kewaunee

BRAW with Don Pritzl

The January KCGC program was very interesting with Don representing Bluebird Restoration Association of Wisconsin. BRAW is a nonprofit organization ... their purpose and mission is to increase the production of the Eastern Bluebird and other native cavity-nesting songbirds.

Don shared his love and extensive knowledge of bluebirds and his tireless work with monitoring nesting boxes in the Luxemburg area. He shared several different styles of nesting boxes, what work best and the importance of monitoring them regularly.

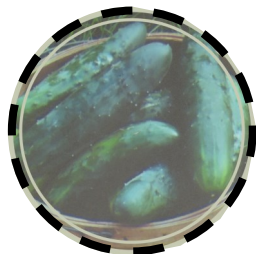
It was interesting to note how

important the spacing of boxes is ... territorial wise. And that other songbirds share the same nesting boxes.



Vining With Warren

Our February Garden Club program was presented by Warren Hingst on 'Vining



Plants'.

His presentation was focused on growing cucumbers, watermelon, pumpkins, and squash.

To keep critters from eating melons, place a PVC pipe by the vine and put the developing melon on top of the pipe. That is one way to out-smart any critters!



Quilt Blocks

Our very talented quilter Anne Sinkula, with help from Barb Smith, organized the Quilt Block Painting parties. Several garden club members volunteered their time to paint the 'blocks' to make ready for Farm Technology Days which is July 11-13. The painting was done at the Ag Heritage building. The blocks will be part of the landscape at this huge event.

Volunteers drew and climbed Jacob's Ladder, visited a Constellation, saw more stars: Walking, Sawtooth, and were happy when

the Star of Hope heralded the finish of the project. They even 'Monkeyed' around with a 'Wrench'


They designed and painted thirty-two 2'x2' and eight 4' x4' blocks. This was an ambitious undertaking to raise funds for the garden club.

The small blocks sell for \$40.00; large are \$100.00. If you are interested in buying one please talk to Anne or Barb.



Star of Hope

Jacob's Ladder



Farm Technology Days

The Algoma Long Term Residents assisted by the St. Paul Lutheran School students are making 'plant sticks for the planters which will be placed throughout the landscape at Ebert Enterprises for Farm Technology Days.

'Pollinators' is the theme at the 2017 event so what better way to emphasis this by having a bee planter stick!

They also have been painting old CDs, tracing animal parts on to milk cartons, cutting, and assembling adorable cows, chickens, sheep, and llamas.

The residents and the students really enjoyed this community project. Our thanks to LuAnn Dellis and the ALTCU Activity Department for making this project so enjoyable and successful.



Quilt Blocks

for your home

or a gift

Small

\$40.00

Large

\$100.00



Determination



Time for some clowning around!

WPT Garden Expo 2017



Sawtooth

"Timing is Everything!"

Sow most annuals and vegetables indoors no

earlier than six weeks before

the last expected frost date.

There were a variety of topics covered at this years Garden Expo. The weather could not have been any nicer for the trip to Madison.

Having been brought up on a farm, I always enjoy Jerry Apps presentation. This year his 'A Farm Journal' was great. He is such a well spoken gentleman, not to mention what a fabulous writer he is. His son ,Steve, does the photography for his books. A real artist ... he does a lot of work for the Green Bay Packers.

The "Diseases of Herbaceous Ornamentals" presentation had ten different plant diseases; three that I had never run across. Leaf streak, Hosta Virus X, and Tobacco Rattle.

Perennials with Pres-

ence covered plant characteristics such as blooms, fall color, winter interest, and foliage color and texture. Planning and design for seasonal presence was very well done. By Ganshert Nursery and Landscapes.

Native Plants for Any Garden was another interesting presentation. They broke it down to the different types of sunlight, ground covers, rain garden, large shad trees, and shrubs. That was presented by Good Oak Ecological Services.

Growing Raspberries in Wisconsin detailed the types of resistant varieties to purchase, the differences in canes, when and how to prune the canes. Diseases of the berries was also covered.

Some of the other presentations included:

How to Plant a Garden that Is Pleasing to the Eye

Mexican Vegetables using Flowers Native to Mexico which included many recipes

Gardening for Hummingbirds

Attracting Eastern Bluebirds (BRAW)

Invasive Plant Identification and Control for Gardeners

Basic Beekeeping


The Smelly Garden: Maximizing Scent in the Garden

The 'Dirt on Dessert'

If you are puzzled as to what to serve for a quick dessert, here is a sure way to please your gardening friends.

Make instant Chocolate pudding according to package directions.

Using an 8 oz. clear glass or plastic container, spoon pudding into each container. Top each with ground Oreo cookies, then garnish with a sprig of mint from your garden or a strawberry for added color



Algoma Bird Celebration



Red-tailed Hawk

International Migratory Bird Day

"Their Future is Our Future"

Children's Area
Stories and Illustrations
by
Janet-Tlachac Toonen

Origami Making

Algoma Youth Club
620 Lake Street, Algoma, WI
Saturday, April 8, 2017

Doors open at 9:00 a.m.



www.birdcityalgoma.com/

9:00 a.m. – 2:00 p.m. – Vendors and Educational Booths

10:00 a.m. – **Getting the Picture:** Song Birds; Shore Birds; Waterfowl by local photographer Robert Kuhn

11:00 a.m. – Kim Diedrich, **Bay Beach Wildlife Sanctuary**
(Meet a **LIVE** red-tailed hawk ++) **Kid Friendly!**

12:00 p.m. – **Lunch Break** – Food prepared by the United Methodist Men

12:30 p.m. – Karen Mytas Newbern – **Birdscaping with Native Plants**

Door
Prizes

Bird Bistro Garden
Information
Join the Movement!

Sweeten Up Your Containers

Why not take advantage of the newer dwarf varieties of raspberries and strawberries. You can plant these in pots and have them on your deck or patio. When you want a handful for your cereal or ice cream topping, all you need to do is step outside and harvest them.

Raspberries
 Look for fall-bearing dwarf raspberry varieties. Choose 'Raspberry Shortcake' for a thorn-free plant. It grows best in full sun and in soil with good drainage.

 Apply a generous amount of compost and balanced fertilizer in early and late spring


Strawberries
 Everbearing varieties work best for containers. Choose a container that is at least 18" wide by 8" deep. A variety that produces heavy fruits to try is Quinault. Others would be Tribute, Seascape, or Delizz which was the 2016 All-American Selection winner. It grows fast from seed to harvest.

Tried and True Spring Cleanup Tips

- Apply crabgrass preventer when the forsythia bloom.
- When crocus are blooming, prune roses. As the ground warms and crocus flower, roses break dormancy and you can see where to prune by the emerging buds.

- Tulips usually bloom one month before the bearded iris, so apply a low-nitrogen fertilizer to bearded iris at that time to give them a boost.
- Spring peeper frogs start their 'peeping' songs when they come out of hibernation, indicating that it is

- warm enough to plant peas.
- If you have piled extra mulch around marginally hardy perennials, remove it in spring. When days get longer and air temps consistently rise above freezing during the day, start pulling back mulch in 1-inch layers, about once a week.



Sow what?

Plant	Start indoors	Transplant outdoors
Parsley	March 1	May 1
Broccoli	March 15	May 1
Early cabbage	March 15	May 1
Cauliflower	March 15	May 1
Eggplant	March 15	June 1
Peppers	April 1	June 1
Snapdragons	April 1	May 10
Dianthus/pinks	April 1	May 10
Cleome	April 1	May 20
Strawflower	April 1	May 20
Annual phlox	April 1	May 10
Okra	April 15	June 1
Tomatoes	April 15	May 20
Basil	April 15	May 20
Marigolds	April 15	May 20
Muskmelon	May 1	May 20
Pumpkin	May 1	May 20
Winter squash	May 1	May 20

Spring Planting Calendar



March-April:
 Indoors: cole crops, eggplant, and peppers

April:
 Indoors: tomatoes

April and May:
 Outdoors: lettuce, spinach,

other greens, beets, carrots, radishes, parsnips, peas, Swiss chard, potatoes, kohlrabi, and onion sets.

May:
 Outdoors: transplant broccoli, cabbage, cauliflower, Brussels sprouts, and parsley

May to June:
 Outdoors: seed beans, pumpkins and winter squash, sweet corn, cucumbers, Brussels sprouts (*for fall crop*), summer squash, watermelon, and other melons. Transplant celery, peppers, tomatoes, eggplant.



Mission Statement

It is the mission of the Kewaunee County Garden Club to support the horticulture efforts of the people and communities of the county with volunteer work, education, and example.

Membership Information

Single Membership	\$10.00
Couple Membership	\$15.00

Send Membership Dues to;

Donna Hella
N4480 County B
Kewaunee, WI 54216